



AU-D3-192

Coaxial/Optical to Left/Right
Stereo Audio Converter - 192kHz

OPERATION MANUAL





Table of Contents

1.	Introduction	1
2.	Features	1
3.	Operation Controls and Functions	2
3.1	Front Panel Diagram	2
3.2	Rear Panel Diagram	2
4.	Connection Diagram	3
5.	Specifications	3





1. Introduction

The AU-D3-192 is designed to convert either Coaxial or Optical signals from a digital stereo signal to analogue stereo audio. With an advanced 192kHz sampling rate, this unit is particularly useful for enhancing sound reproduction when connecting digital sources to analogue amplifiers.

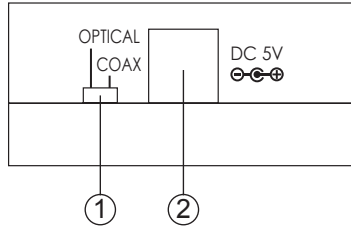
2. Features

- Supports digital audio signal (Coaxial/Optical) input and analogue audio signal (L/R) output.
- Integrated digital interpolator filter and Digital to Analogue Converter (DAC).
- Supports uncompressed digital stereo audio input.
- Compact size and easy to install.
- Supports SPDIF 192K/24 bits of data for the left and right channel.



3. Operation Controls and Functions

Front Panel



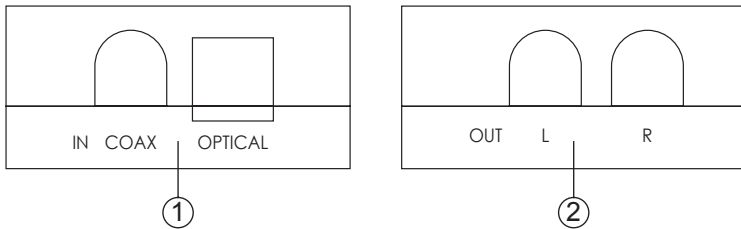
3.1 Front Panel

1. Input Selection:

Use this switch to select input from Coaxial or Optical input ports.

2. Power:

Plug the power supply into AU-D3 unit and connect the adaptor to AC wall outlet.



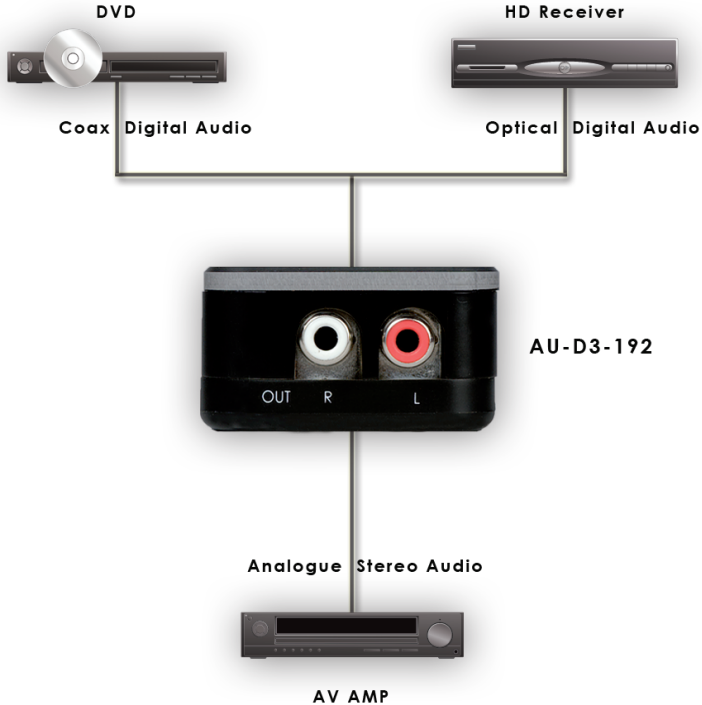
3.2 Rear Panel

1 . Coaxial/Optical input: Connect coaxial/optical inputs to the coaxial/optical audio equipments, such as DVD player, etc.

2 . L/R output: Connect R/L stereo analogue audio output to the display audio input or audio equipment.



4. Connection and Installation



5. Specifications

Input Ports	1 x Coaxial RCA jack and 1 x Optical (Toslink) port
Output Ports	1 x Left & Right Stereo RCA ports
Power Supply	5V/0.36~0.5A DC (US/EU standards, CE/FCC/UL certified)
Dimensions (mm)	42(W) x 40.5(D) x 22(H)
Weight (g)	25
Chassis Material	Plastic
Colour	Black
Operating Temp.	Operating from 0°C ~ 40°C